

Teachers' Feedback :2020- 21

Teachers' feedback has been conducted completely on on-line mode through our college website. The feedback questionnaire was consisted of 20 MCQ type questions covering 4 main aspects.

Curriculum design and delivery(Question no. 1 -5)

Teaching-learning, evaluation &research (Question no. 6-10)

Infrastructural facilities (Question no. 11-14)

Institutional Governance (Question no. 16 -20)



BANKURA SAMMILANI COLLEGE

Feedback Questionnaire for Teaching Staff

1. Aims and objectives of the syllabi are well defined and clear to teachers and students

i) Strongly agree ii) Agree iii) Neutral iv) Disagree

2. Course content is followed by corresponding reference books/ material

i) Strongly agree ii) Agree iii) Neutral iv) Disagree

3. The course/syllabus has good balance between theory and practical/field project

i) Strongly agree ii) Agree iii) Neutral iv) Disagree

4. The depth of the course content is adequate to have significant learning outcomes

i) Strongly agree ii) Agree iii) Neutral iv) Disagree

5. The timely coverage of the syllabus is possible in the mentioned number of hours.

i) Strongly agree ii) Agree iii) Neutral iv) Disagree

6. The admission process adopted by the Institute is effective

i) Strongly agree ii) Agree iii) Neutral iv) Disagree

7. Student centered learning resources are available in the Institute

i) Strongly agree ii) Agree iii) Neutral iv) Disagree

8. The library is utilized optimally by the faculty members, research scholars and students.

i) Strongly agree ii) Agree iii) Neutral iv) Disagree

9. The examination and evaluation system followed by the Institute is effective

i) Strongly agree ii) Agree iii) Neutral iv) Disagree

10. The teachers are supported with adequate learning resources and are encouraged to use innovative teaching methods

i) Strongly agree ii) Agree iii) Neutral iv) Disagree

11. The class rooms and furniture available are adequate and good

i) Strongly agree ii) Agree iii) Neutral iv) Disagree

12. The infrastructure available in the college/ department is optimally used

i) Strongly agree ii) Agree iii) Neutral iv) Disagree

13. Safe drinking water is available

i) Strongly agree ii) Agree iii) Neutral iv) Disagree

14. The toilets are sufficient for faculty

i) Strongly agree ii) Agree iii) Neutral iv) Disagree

15. The administration is sincerely putting efforts for the development of the institution

i) Strongly agree ii) Agree iii) Neutral iv) Disagree

16. The faculty are given freedom to express their opinions

i) Strongly agree ii) Agree iii) Neutral iv) Disagree

17. The IQAC is working well for promoting quality in the institution

i) Strongly agree ii) Agree iii) Neutral iv) Disagree

18. The work distribution is fair and work load is reasonable in the department

i) Strongly agree ii) Agree iii) Neutral iv) Disagree

19. The grievances are settled fairly

i) Strongly agree ii) Agree iii) Neutral iv) Disagree

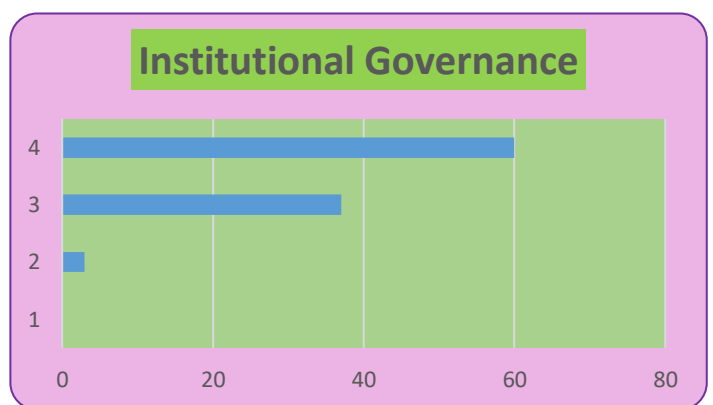
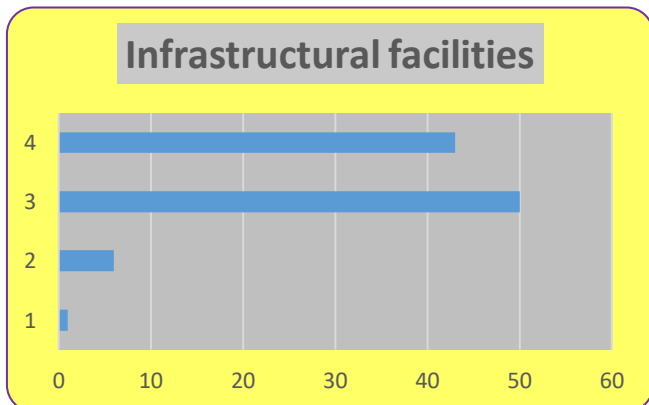
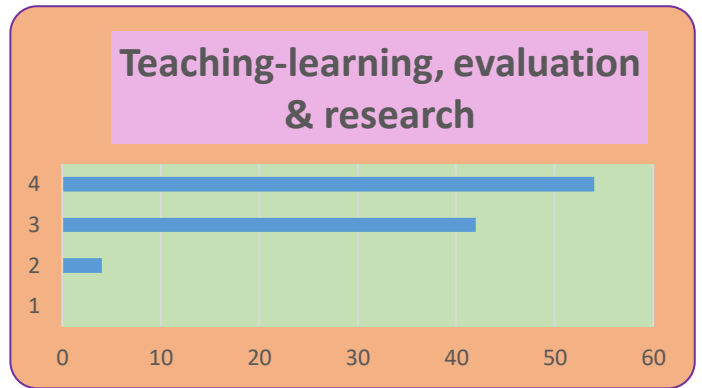
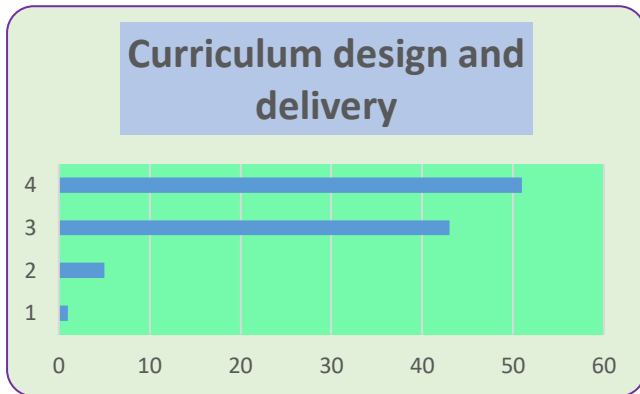
20. The Institution is providing adequate opportunities and support to the faculty for their research

i) Strongly agree ii) Agree iii) Neutral iv) Disagree

Feedback Analysis

The feedback survey was based on 4-point scale grading system.

4	3	2	1
Strongly Agree	Agree	Neutral	Disagree



Students' Feedback 2020- 21

Students' feedback Survey has been conducted completely on on-line mode. The feedback questionnaire as posted in our college website was filled-up accordingly by the 6th semester students of the college. Altogether 25 mcq type questions were set covering the 8 core aspects-

- i) **Curriculum and teaching** (Item no. 2,3,4,10)
- ii) **Student-teacher interactions** (Item no. 5,6,7,8)
- iii) **Library facilities** (Item no. 14,15)
- iv) **Laboratory facilities** (Item no. 11)
- v) **Examination system** (Item no. 9,13)
- vi) **Functioning of the college office** (Item no. 12,16,17,18,19)
- vii) **Overall infrastructure of the college** (Item no. 21,22,23,24,25)
- viii) **Scope for extra-curricular activities** (Item no. 20)



Bankura Sammilani College

Students' feedback form

UID No-

Semester-

1. Your Percentage attendance in the classes

- 4. More than 80%
- 3. 60%-79%
- 2. 40-59%
- 1. Less than 40%

2. Number of teaching faculty in your department

- 4. Adequate
- 3. Satisfactory
- 2. Average
- 1. Below average

3. Percentage coverage of the syllabus

- 4. More than 80%
- 3. 60%-79%
- 2. 40-59%
- 1. Less than 40%

4. Is the courses studied by you have enhanced your knowledge, skills and capabilities

- 4. Strongly Agree

3. Agree
2. Not Sure
1. Disagree

5. The teachers' approach to teaching

4. Excellent
3. Very good
2. Good
1. Poor

6. Use of interactive and computer assisted teaching

4. Excellent
3. Very good
2. Good
1. Poor

7. Motivation from the teachers

4. Excellent
3. Very good
2. Good
1. Poor

8. Student-Teacher Interaction

4. Excellent
3. Very good
2. Good
1. Poor

9. Overall experience with internal assessment

4. Excellent
3. Very good
2. Good
1. Poor

10. Opportunity to participate in activities beyond the classroom (Workshops/ Projects / Fieldwork)

4. Excellent
3. Very good
2. Good
1. Poor

11. Laboratory facilities of the department

4. Excellent
3. Very good
2. Good
1. Poor

(For non-lab subjects)

11. The teacher guides the students for overall personality development of the students

4. Strongly Agree
3. Agree
2. Not Sure
- 1 Disagree

12. Admission procedure of the College

- 4. Very transparent
- 3. Transparent
- 2. Not transparent
- 1. Vague

13. Examination system of the college

- 4. Excellent
- 3. Very good
- 2. Good
- 1. Poor

14. Physical infrastructure of the college Library

- 4. Excellent
- 3. Very good
- 2. Good
- 1. Poor

15. Support and assistance of the Library Staff

- 4. Excellent
- 3. Very good
- 2. Good
- 1. Poor

16. Assistance from the college office

- 4. Excellent
- 3. Very good
- 2. Good
- 1. Poor

17. Scholarship(s) available from the College

- 4. Excellent
- 3. Very good
- 2. Good
- 1. Poor

18. Grievance and redressal system

- 4. Excellent
- 3. Very good
- 2. Good
- 1. Poor

19. Digitization of overall system

- 4. Excellent
- 3. Very good
- 2. Good
- 1. Poor

20. Opportunities for extra-curricular activities (Sports, Cultural etc)

- 4. Excellent
- 3. Very good
- 2. Good

1. Poor

21. Physical infrastructure of the College

- 4. Adequate
- 3. Satisfactory
- 2. Average
- 1. Below average

22. Drinking water and health service facility

- 4. Excellent
- 3. Very good
- 2. Good
- 1. Poor

23. Condition of the Canteen

- 4. Excellent
- 3. Very good
- 2. Good
- 1. Poor

24. Condition of sanitary system

- 4. Excellent
- 3. Very good
- 2. Good
- 1. Poor

25. Cleanliness and maintenance of college premises

- 4. Excellent
- 3. Very good
- 2. Good
- 1. Poor

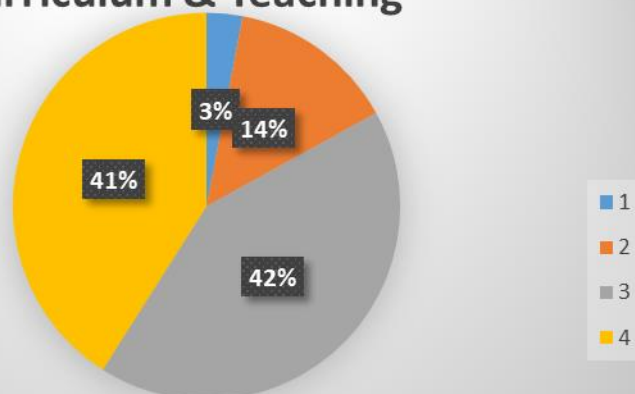
Analysis of students' feedback

The online survey was based on four point scale grading system. Pie charts were drawn individually for each of the 8 core aspects showing the relative percentage of each of the four responses.

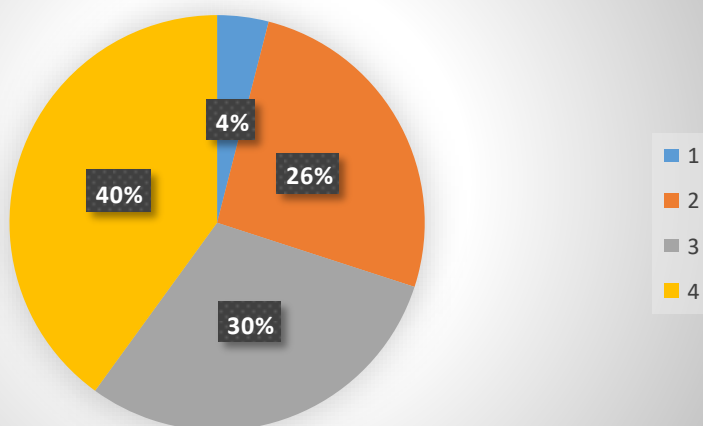
4	3	2	1
Excellent/Adequate/ Strongly agree/ more than 80%	Very good/ Agree/ 60-79%	Good/ Not sure/ 40-59%	Poor/ Disagree/ less than 40%

No. of students responded: 590

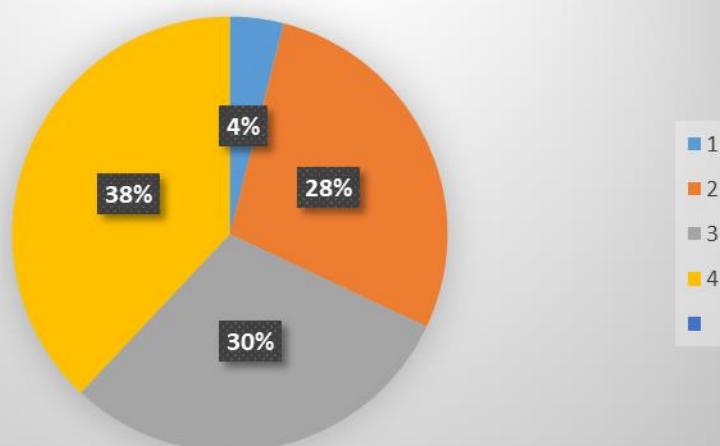
Curriculum & Teaching



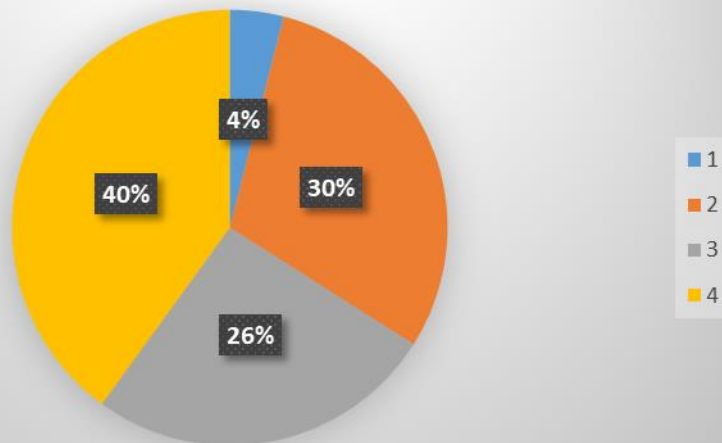
Student- teacher interactions



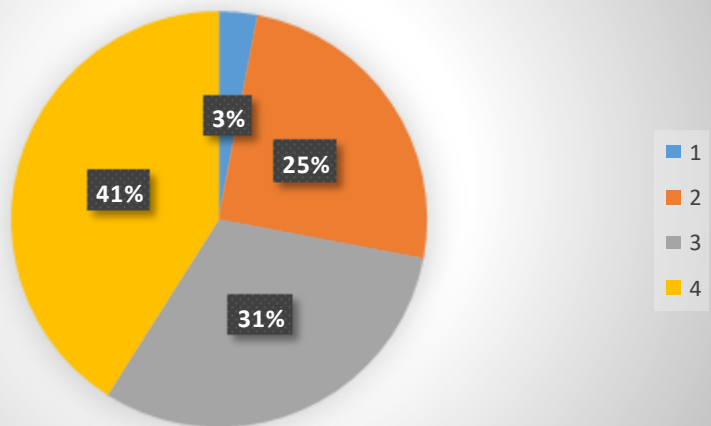
Library facilities



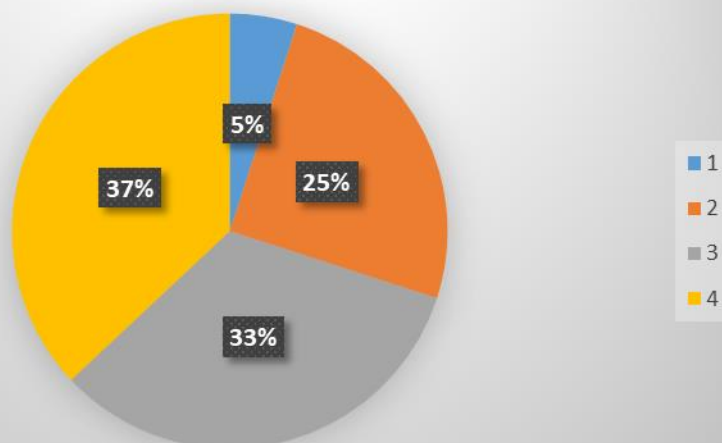
Laboratory facilities



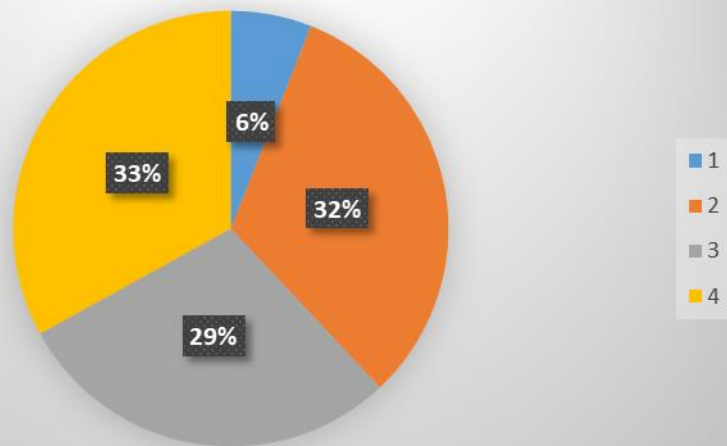
Examination system



Functioning of the college office



Overall infrastructure



Opportunities to extra-curricular activities

